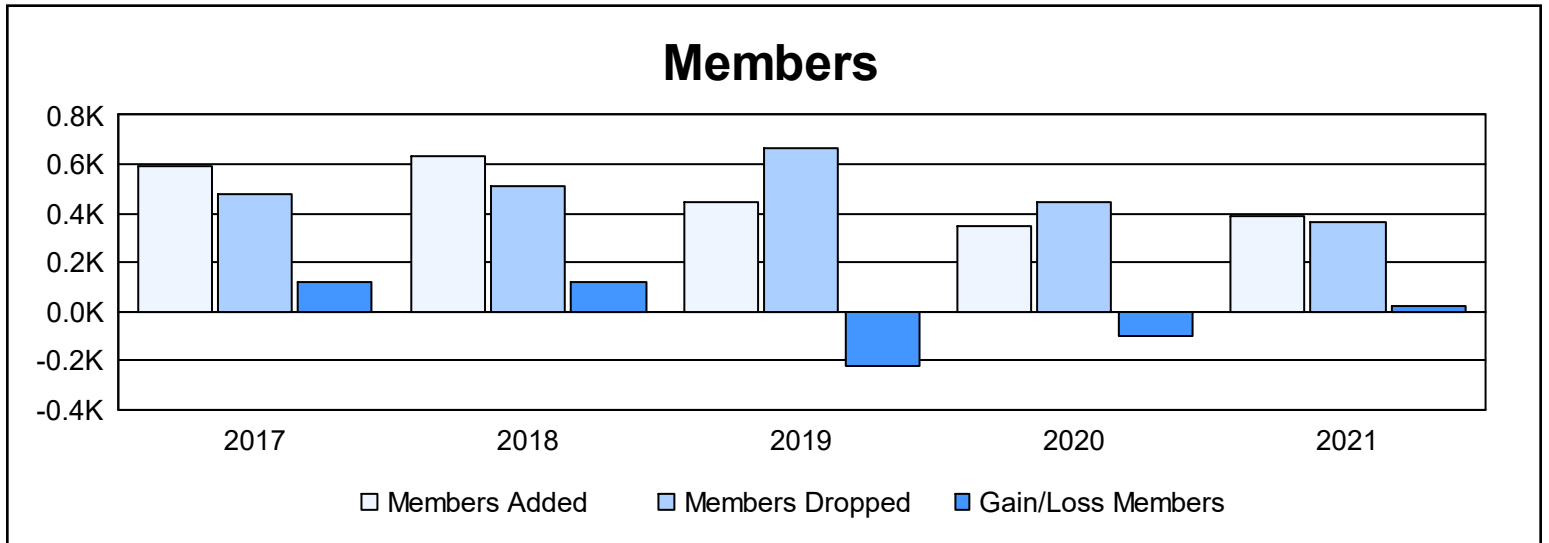
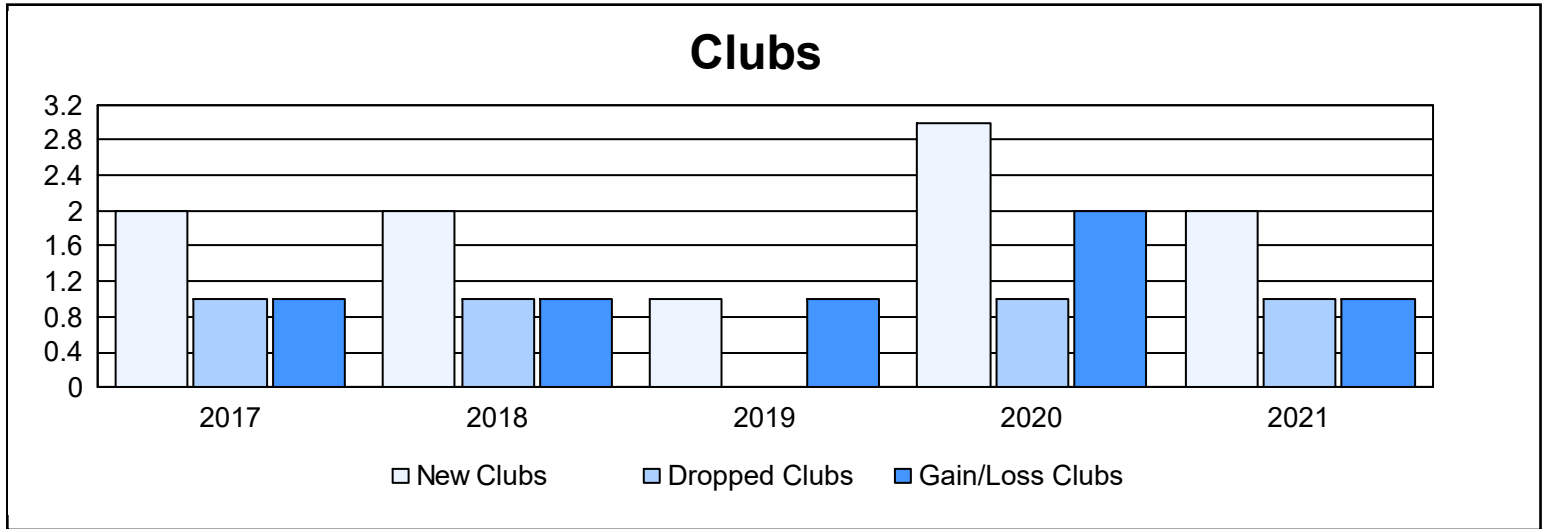
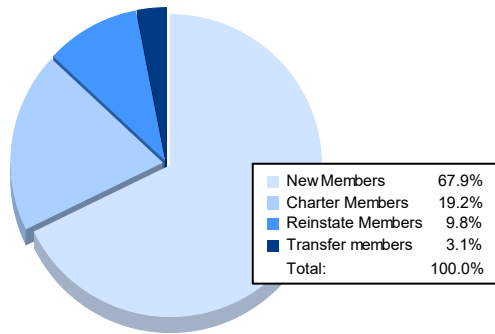


Year	New Clubs	Dropped Clubs	Gain/ Loss Clubs	New Members	Charter Members	Reinstate Members	Transfer Members	Total Member Added	Total Members Dropped	Gain/ Loss Members
2016-2017	2	1	1	418	69	96	13	596	474	122
2017-2018	2	1	1	475	79	63	15	632	511	121
2018-2019	1	0	1	303	34	89	16	442	662	-220
2019-2020	3	1	2	210	93	28	13	344	445	-101
2020-2021	2	1	1	262	74	38	12	386	360	26
<b>Average</b>	<b>2</b>	<b>1</b>	<b>1</b>	<b>334</b>	<b>70</b>	<b>63</b>	<b>14</b>	<b>480</b>	<b>490</b>	<b>-10</b>



### Membership Composition June 2021 Cumulative



### Gender Composition June 2021 Cumulative

